

## A versatile synthesis of new pyrimidinyl nitronyl nitroxides†

P. Brough,<sup>a</sup> R. Chiarelli,<sup>b</sup> J. Pécaut,<sup>a</sup> A. Rassat\*<sup>b</sup> and P. Rey\*<sup>a</sup><sup>a</sup> Département de Recherche Fondamentale sur la Matière Condensée, Service de Chimie Inorganique et Biologique, (UMR CNRS 5046), 17 Rue des Martyrs F38054, Grenoble Cedex 09, France.

E-mail: rey@drfmc.ceng.cea.fr; Fax: 0033 438 785090; Tel: 0033 438 783568

<sup>b</sup> Ecole Normale Supérieure, Département de Chimie, (UMR 8640, CNRS-ENS-Université Paris VI), 24 Rue Lhomond, F75231, Paris Cedex 05, France. E-mail: andre.rassat@ens.fr; Fax: 0033 144 323325; Tel: 0033 144 323266

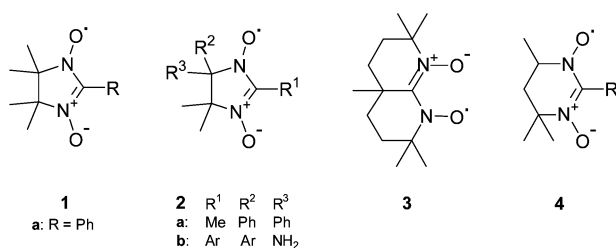
Received (in Cambridge, UK) 14th August 2003, Accepted 17th September 2003

First published as an Advance Article on the web 2nd October 2003

Pyrimidinyl nitronyl nitroxides where the bis-*N*-oxy fragment is included in a six-membered ring were prepared from diacetonamine by a sequence of reactions including a Grignard reaction, a Ritter reaction and oxidation of the intermediate pyrimidine; the properties of the 2-phenyl-substituted representative are fully described.

Imidazolidinyl nitronyl nitroxides<sup>1</sup> **1** have found various applications, such as trapping reagents for NO,<sup>2</sup> spin-labels,<sup>3</sup> versatile ligands for magnetic metal–organic complexes,<sup>4–6</sup> and building blocks for purely organic magnetic materials.<sup>7</sup> In the particular field of molecular magnetism structural modifications of these free radicals have provided a variety of molecular structures and crystal packings, leading to different intermolecular exchange interactions and thus to different magnetic ground states. However, except for a few examples such as **2**,<sup>8</sup> these modifications all use Ullmann's standard synthetic method,<sup>1</sup> and have been mainly restricted to the substituents at C<sub>2</sub>.

Although these structural variations, still the object of intense activity, are potentially infinite, modification of other parts of the molecule would also provide different possibilities for the construction of new magnetic materials. In particular, if poly-functional materials were to be designed, it would be difficult to obtain diverse properties from a single substituent at C<sub>2</sub>. Moreover, Ullmann's synthesis, based on the radical coupling of nitro compounds, is lacking in flexibility since it yields only symmetrical precursors. Other synthetic approaches leading to stable **3**,<sup>9</sup> or to unstable **4**,<sup>10</sup> seem difficult to adapt.



We report here a versatile stepwise synthesis of new nitronyl nitroxides **10** (Scheme 1) where the conjugated nitronyl nitroxide fragment is included in a six-membered ring and for which varied substitutions may be anticipated. The synthesis of the phenyl derivative is described as an example.

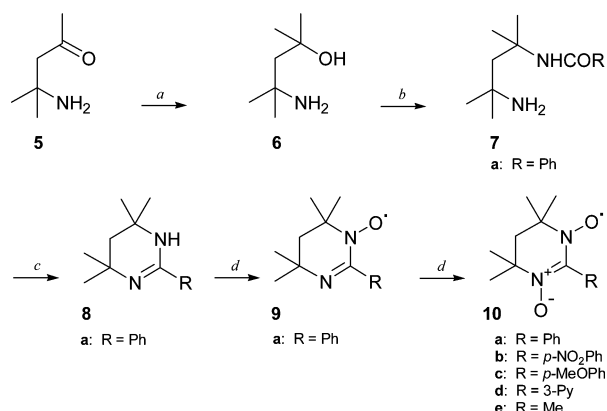
Freshly prepared diacetonamine **5** was reacted with methylmagnesium iodide to afford 4-amino-2,4-dimethyl-2-pentanol, **6**.<sup>11</sup> Replacement of the hydroxyl group by an amide function was performed through a Ritter reaction adapted from the one described for 2,4-dimethyl-2,4-pentandiol,<sup>12</sup> in which the major product of the reaction was a dihydro-oxazine. Since this indicated a nucleophilic attack of the remaining hydroxyl

group on the first formed imidosulfate moiety, amino alcohol **6** was expected to yield a tetrahydropyrimidine through a similar intramolecular reaction.<sup>13</sup> However, when reacted with benzonitrile in H<sub>2</sub>SO<sub>4</sub>, **6** afforded the corresponding amino-benzamide **7a**. Attempts to hydrolyze the amide function in strongly basic medium gave phenyl-substituted **8a** (86% yield) and no traces of 2,4-diamino-2,4-dimethylpentane; alternatively, **7a** could be dehydrated to **8a** by azeotropic removal of water in toluene. **8a** was then oxidized with *m*CPBA as recently described for related heterocycles<sup>14</sup> to give, via the transient imino nitroxide **9a**, the highly stable nitronyl nitroxide **10a** in moderate yield (40%). Following the same synthetic scheme, **10b** (R = *p*-nitrophenyl, 60% yield), **10c** (R = *p*-methoxyphenyl, 40% yield), **10d** (R = 3-pyridyl, 30% yield) and **10e** (R = methyl, 10% yield) were also prepared.‡

The ESR spectra of these nitronyl nitroxides are quite similar to those of the imidazolidinyl analogues.§ In comparison to **1a**, the UV-Visible spectra of **10a** in hexane and in ethanol solutions show a weak hypsochromic shift, an almost 100% larger absorption coefficient in the visible region and 50% smaller ones in the UV region.§

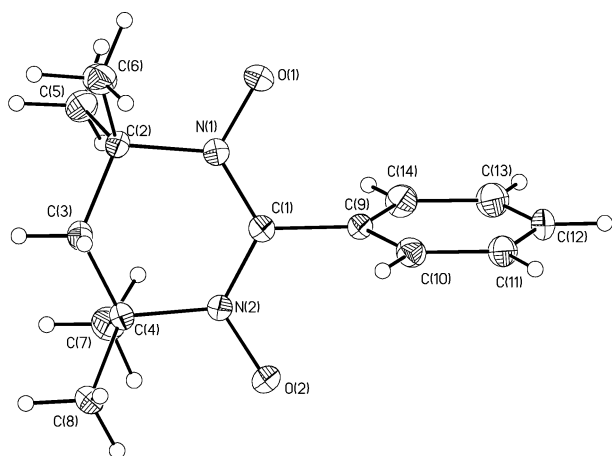
In the solid state **10a** crystallizes as dark blue needles.¶ The molecular structure (Fig. 1) exhibits the following structural features: i) the pyrimidine ring is in a half-chair conformation; ii) the C6–N1–C2–N3–C4 fragment is nearly planar; bond lengths are in the range found for five-membered analogs, e.g. **1a**,<sup>15</sup> and the valence angles are larger than in **1a**; iii) the plane of the phenyl ring makes an angle of 56.4(6)° (in comparison to 24.5 and 29.8 in **1a**)<sup>15</sup> with the plane of the ONCNO fragment, so that the molecule is frozen in a chiral conformation; iv) the shortest intermolecular contacts between neighboring NO groups are greater than 6.24 Å.

The high-temperature magnetic susceptibility data follow a Curie–Weiss law ( $C = 0.378 \text{ cm}^3 \text{ K mol}^{-1}$ ,  $\theta = -2.47 \text{ K}$ ) and the negative Weiss constant suggests predominant antiferromagnetic interactions, as in **1a**.<sup>7a,b</sup>



**Scheme 1** Synthesis of pyrimidinyl nitronyl nitroxides. a) MeMgI/diethyl ether; b) RCN/H<sub>2</sub>SO<sub>4</sub>; c) Ba(OH)<sub>2</sub>/H<sub>2</sub>O, 110 °C; d) *m*CPBA/THF, NaO<sub>4</sub>.

† Electronic supplementary information (ESI) available: experimental procedures for the synthesis of **10a**. See <http://www.rsc.org/suppdata/cc/b3/b309786b/>



**Fig. 1** X-Ray crystal structure of **10a**. Relevant structural parameters (Å, deg.) [and corresponding ones of **1a**]. O1–N1 = 1.298(1) [1.266(6)], O2–N2 = 1.288(1) [1.273(8)], N1–C1 = 1.347(2) [1.351(6)], N2–C1 = 1.351(2) [1.399(8)], C1–C9 = 1.485(2) [1.471(6)], O1–N1–C1 = 119.2(1) [127.4(5)], O2–N2–C1 = 119.2(1) [126.2(4)], N1–C1–N2 = 121.2(1) [108.9(4)].

This synthetic route may easily be extended to prepare pyrimidinyl nitronyl nitroxides: use of different nitriles allows substitutions at C<sub>2</sub>, with the same possibilities as for the numerous imidazolidinyl nitronyl nitroxides; although rearrangements may occur in some Ritter reactions,<sup>16</sup> a choice of appropriate Grignard reagents and of β-aminoketones may provide access to pyrimidinyl nitronyl nitroxides with various substituents at C<sub>4</sub>, C<sub>5</sub> and C<sub>6</sub>. Furthermore, chiral magnetic materials<sup>17</sup> could be obtained starting from chiral molecules such as (1*R*,4*S*)-8-amino-*p*-menthanone.<sup>18</sup>

## Notes and references

‡ *Melting points* (°C) for **10a**: 139–140; **10b**: 190–192; **10c**: 115–117; **10d**: 150–151; crystalline **10e** spontaneously decomposes at room temperature.  
§ *Selected data*: ESR:  $a_N$ , (mT) H<sub>2</sub>O: **9a**:  $a_N$  0.38 and 1.00; **10a**, **10b**, **10c** and **10d**:  $a_N$  0.79; **10e**:  $a_N$  0.81,  $a_H$  0.30. UV-Vis for **10a**,  $\lambda_{max}/nm$  ( $\epsilon/mol^{-1} dm^3 cm^{-1}$ ), *n*-hexane ( $c = 4 \times 10^{-4} mol L^{-1}$ ): 261 (7000), 355 (6900), 626 (935) [compare **1a**:<sup>1c</sup> 238 (8640), 266 (12850), 346 (9300), 362 (17700), 587 (407), 637 (450)]; EtOH ( $c = 4.3 \times 10^{-4} mol L^{-1}$ ): 258 (4500), 326 (7500), 596 (1500) [compare **1a**: 238 (9400), 263 (12 200), 360 (13 300), 588 (685)].

¶ *Crystal data* for **10a**: C<sub>14</sub>H<sub>19</sub>NO, *M* = monoclinic, *P*2<sub>1</sub>/*n*, *a* = 6.243(1), *b* = 21.36(1), *c* = 9.998(1) Å,  $\beta$  = 96.862(2)°, *V* = 1323.9(2) Å<sup>3</sup>, *Z* = 4, *D* (calc.) = 1.241 Mg m<sup>-3</sup>,  $\lambda(Mo-K\alpha)$  = 0.71073 Å, *T* = 19 °C, 6664 reflections collected, 3093 independent reflections, full-matrix least squares on *F*<sup>2</sup>, 239 parameters, final R indices [*I* > 2σ(*I*): *R*<sub>1</sub> = 0.0405, *wR*<sub>2</sub> = 0.0879. CCDC 202737. See <http://www.rsc.org/suppdata/cc/b3/b309786b/> for crystallographic data in CIF or other electronic format.

- (a) J. H. Osiecki and E. F. Ullman, *J. Am. Chem. Soc.*, 1968, **90**, 1078–1079; (b) E. F. Ullman, L. Call and J. H. Osiecki, *J. Org. Chem.*, 1970, **35**, 3623–3631; (c) E. F. Ullman, J. H. Osiecki, D. G. B. Boocock and R. Darcy, *J. Am. Chem. Soc.*, 1972, **94**, 7049–7059.
- J. Joseph, B. Kalyanaraman and J. S. Hyde, *Biochem. Biophys. Res. Commun.*, 1993, **192**, 926–934.

- (a) J. M. J. Tronchet, E. Mihaly and M. Geoffroy, *Helv. Chim. Acta*, 1975, **58**, 1187–1191; (b) J. Tronchet, M. J. Jean, E. Winter-Mihaly, K. D. Pallie, J. Ojha-Poncet and M. Geoffroy, *Carbohydr. Res.*, 1981, **95**, 27–50; (c) R. Feher, D. B. Amabilino, K. Wurst and J. Veciana, *Mol. Cryst. Liq. Cryst.*, 1999, **334**, 333–345; (d) M. A. Abdallah, J. J. Andre and J. F. Biellmann, *Bioorg. Chem.*, 1977, **6**, 157–163.
- (a) A. Caneschi, D. Gatteschi, R. Sessoli and P. Rey, *Acc. Chem. Res.*, 1989, **22**, 392–398; (b) A. Caneschi, D. Gatteschi and P. Rey, *Progr. Inorg. Chem.*, 1991, **39**, 331–429.
- For reviews, see: (a) V. I. Ovcharenko and R. Z. Sagdeev, *Uspekhi Khimii*, 1999, **68**, 381–400; V. I. Ovcharenko and R. Z. Sagdeev, *Russ. Chem. Rev.*, 1999, **68**, 345–363; (b) *Magnetism: A Supramolecular Function*, ed. O. Kahn, Kluwer Academic, Dordrecht, 1996; (c) *Mol. Cryst. Liq. Cryst.* eds. K. Itoh, J. S. Miller, T. Takui, 1997, **305/306**, 1–586/1–520; (d) *Mol. Cryst. Liq. Cryst.* ed. O. Kahn, 1999, **334/335**, 1–712/1–706; (e) *Magnetic Properties of Organic Materials*, ed. P. M. Lahti, Marcel Dekker, New York, 1999; (f) *Molecular Magnetism*, eds. K. Itoh and M. Kinoshita, Gordon and Breach, Amsterdam, 2000.
- Molecular magnetic complexes involving other organic spin carriers: (a) K. Inoue and H. Iwamura, *J. Am. Chem. Soc.*, 1994, **116**, 3173–3174; (b) K. Inoue, T. Hayamizu, H. Iwamura, D. Hashizume and Y. Ohashi, *J. Am. Chem. Soc.*, 1996, **118**, 1803–1804; (c) R. G. Hicks, M. T. Lemaire, L. K. Thompson and T. M. Barclay, *J. Am. Chem. Soc.*, 2000, **122**, 8077–8078; (d) J. M. Rawson and G. D. McManus, *Coord. Chem. Rev.*, 1999, **189**, 135–168; (e) W. Fujita and K. Awaga, *J. Am. Chem. Soc.*, 2001, **123**, 3601–3602.
- (a) K. Awaga and Y. Maruyama, *J. Chem. Phys.*, 1989, **91**, 2743–2747; (b) J. Cirujeda, M. Mas, E. Molins, F. Lanfranc de Panthou, J. Laugier, J. Park, C. Paulsen, P. Rey, C. Rovira and J. Veciana, *J. Chem. Soc., Chem. Commun.*, 1995, 709–710; (c) J. A. Crayston, J. N. Devine and J. C. Walton, *Tetrahedron*, 2000, **56**, 7829–7857.
- (a) V. A. Reznikov and L. B. Volodarsky, *Tetrahedron*, 1993, **49**, 10669–10962; (b) M. A. Voinov and L. B. Volodarsky, *Russ. Chem. Bull.*, 1997, **46**, 126–132; (c) I. A. Grigorev, L. B. Volodarsky, V. F. Starichenko and I. A. Kirilyuk, *Tetrahedron Lett.*, 1989, **30**, 751–754.
- F. Heinzer, M. Soukup and A. Eschenmoser, *Helv. Chim. Acta*, 1978, **61**, 2851–2874.
- S. N. Ghriofa, R. Darcy and M. Conlon, *J. Chem. Soc., Perkin Trans. 1*, 1977, 651–653.
- M. Kohn, *Monatsh. Chem.*, 1907, 1049–1053.
- E.-J. Tillmanns and J. J. Ritter, *J. Org. Chem.*, 1957, **22**, 839–840.
- J. Aspinall, *J. Am. Chem. Soc.*, 1940, **62**, 2160–2162.
- (a) W.-L. Huang, R. Chiarelli and A. Rassat, *Tetrahedron Lett.*, 2000, **41**, 8787–8789; (b) C. Hirel, K. E. Vostrikova, J. Pécaut, V. I. Ovcharenko and P. Rey, *Chem. Eur. J.*, 2001, **7**, 2007–2014.
- (a) W. Wong and S. F. Watkins, *J. Chem. Soc., Chem. Commun.*, 1973, 888–889; (b) A. Zheludev, V. Barone, M. Bonnet, B. Delley, A. Grand, E. Ressouche, P. Rey, R. Subra and J. Schweizer, *J. Am. Chem. Soc.*, 1994, **116**, 2019–2027.
- L. I. Krimen and D. J. Costa, *Org. React.*, 1969, **17**, 213–325.
- For chiroptical phenomena in odd-electron molecules and the interplay of chirality and magnetism, see: (a) L. D. Barron and A. D. Buckingham, *Acc. Chem. Res.*, 2001, **34**, 781–789 and refs therein (b) F. A. Pinheiro and B. A. van Tiggelen, *Phys. Rev. E*, 2002, **66**, 16607. For chiral nitroxides, see (c) R. Ramasseul, A. Rassat and P. Rey, *Tetrahedron*, 1974, **30**, 265–276; (d) N. Naik and R. Braslau, *Tetrahedron*, 1998, **54**, 667–696. For recent work on chiral magnetic material, see (e) M. Minguet, D. Luneau, E. Lhotel, V. Villar, C. Paulsen, D. B. Amabilino and J. Veciana, *Angew. Chem.*, 2002, **114**, 606–609 (*Angew. Chem., Int. Ed. Engl.*, 2002, **41**, 586–588); (f) K. Inoue, H. Imai, P. S. Ghalsasi, K. Kikushi, O. Masaaki, O. Hisashi and J. V. Yakhmi, *Angew. Chem., Int. Ed. Engl.*, 2001, **40**, 4242–4245; (g) M. Gruselle, R. Andres, B. Malezieux, C. Train and M. Verdager, *Chirality*, 2001, **13**, 712–71.
- A. Rassat and P. Rey, *Tetrahedron*, 1974, **30**, 3315–33.